

DOCUMENTARY: TOYS

1. Match the words to the pictures. Choose the correct letter.

paper

tail

sticks

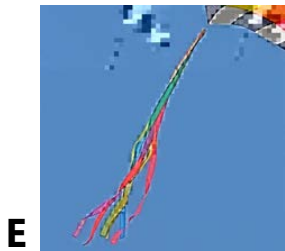
scissors

glue

string

markers

kite



Watch the video and check.

2. Fill in the gaps in the sentences with the words from the list. Use the pictures to help you. Then watch the video and check.

Example: It's fun to



draw pictures.

1. To make a kite you



2. It's fun to





3. You



to make it smaller.

4. We  with scissors.

5. You can  your kite from paper.

6. To make your picture bright you  .

3. Watch the video again. Order the following sentences:

1. A. tie two sticks together with string

B. cut the paper

C. colour the kite with markers

10. D. make a tail

E. draw round the sticks

F. put the sticks on the paper

7. G. fold the paper over the string

H. tie a piece of string around the sticks

I. glue the paper

J. put the sticks on the paper

Now watch the video and make a kite with your parents or friends.